



+1 386.681.5535



info@hsrace.com



hsrace.com



One Daytona Boulevard Daytona Beach, FL 32114



2026 THE MITTY  
Michelin Raceway Road Atlanta  
April 23 – 26, 2026



PRESENTED BY HAGERTY

**Official Schedule & Supplemental Regulations 04/21/2026**

**Registration Hours:**

Wednesday, April 22	8:00am – 5:00pm
Thursday, April 23	6:30am – 6:00pm
Friday, April 24	7:00am – 5:00pm
Saturday, April 25	7:30am – 3:00pm
Sunday, April 26	8:00am – 10:00am

**Tech Inspection Hours:**

Thursday, April 23	7:30am – 5:00pm*
<i>*Tech Inspectors will be in both Paddocks</i>	
Friday, April 24	7:30am – 4:00pm
Saturday, April 25	8:00am – 4:00pm
Sunday, April 26	By Appt Only

**SascoSports Hours:**

Wednesday, April 22	2:00pm – 6:00pm
Thursday, April 23:	7:30am – 5:00pm
Friday, April 24	7:30am – 5:30pm
Saturday April 25:	7:30am – 5:30pm
Sunday, April 26:	7:30am – 12:00pm

To order tires, contact SascoSports at:  
Sascosports.com  
sheila@sascosports.com  
(434) 822-7200

**Sunoco Fuel Hours & Octanes:**

Thursday, April 23	7:00am – 3:00pm
Friday, April 23:	7:00am – 3:00pm
Saturday, April 24	7:00am – 3:00pm
Sunday April 25:	7:00am – 10:30am

**Octanes Available:**

- \* Standard 100 Leaded
- \* Supreme 112 Leaded
- \* 260GT Unleaded (100 octane)
- \* GTX-260 Unleaded (98 octant)

HSR Prototype Challenge Competitors may order drums of fuel (no orders after April 16<sup>th</sup>) by using this link: [Fuel Drum Order Form](#)

**Meeting Schedule:**

Test Day Drivers' Meeting #1	Wednesday, April 22 at 4:00pm
Test Day Drivers' Meeting #2	Thursday, April 23 at 7:30am
These meetings will be held in the Chalet overlooking Pit Lane in the Tower Paddock.	
<b>All competitors participating in the Test Day must attend one (1) of these two (2) meetings.</b>	
The Mitty Drivers' Meeting #1	Thursday, April 23 at 6:30pm
The Mitty Drivers' Meeting #2	Friday, April 24 at 7:00am
These meetings will be held in the Chalet overlooking Pit Lane in the Tower Paddock.	
<b>All competitors (drivers and co-drivers) must attend one (1) of these two (2) meetings.</b>	

### WEDNESDAY, APRIL 22, 2026

8:00am – 5:00pm	Registration
8:00am – 5:00pm	HSR/Vendor Load-In
10:00am – 5:00pm	Load-In
1:00pm – 5:00pm	Competitor/Member RV Load-In
4:00pm –	Test Day Driver' Meeting – <i>In the Chalet in the Tower Paddock</i> <i>All Test Day participants must attend this meeting or the one on Thursday morning.</i>
5:00pm – 6:30pm	Track Walk – Limited access – Walk Only (sunset at 8:12pm) <i>Must embark before 6:30pm.</i> <i>No bicycles or motorized vehicles. Must embark before 6:30pm</i>

### THURSDAY, APRIL 23, 2026

7:30am –	Mandatory Test Day Drivers' Meeting - <i>In the Chalet in the Tower Paddock.</i> <i>All Test Day participants must attend this meeting or the Wednesday afternoon meeting.</i>
8:10am – 8:30am	Test Orange
8:35am – 8:55am	Test Green
9:00am – 9:20am	Test White
9:30am – 9:50am	Test Blue
9:55am – 10:15am	Test Purple
10:20pm – 10:40am	Test Red
10:50am – 11:10am	Test Yellow
11:15am – 11:35am	Test Orange
11:40am – 12:00pm	Test Green
<b>12:00pm – 1:00pm</b>	<b>LUNCH/Van Rides</b>
1:00pm – 1:20pm	Test White
1:25pm – 1:45pm	Test Blue
1:50pm – 2:10pm	Test Purple
2:20pm – 2:40pm	Test Red
2:45pm – 3:05pm	Test Yellow
3:10pm – 3:30pm	Test Orange
3:40pm – 4:00pm	Test Green
4:05pm – 4:25pm	Test White
4:30pm – 4:50pm	Test Blue
5:00pm – 5:20pm	Test Purple
5:25pm – 5:45pm	Test Red
5:50pm – 6:10pm	Test Yellow
6:30pm –	HSR Drivers' Meeting #1 – <i>In the Chalet in the Tower Paddock</i> <i>All drivers and co-drivers must attend drivers' meeting #1 or #2</i>

### FRIDAY, APRIL 24, 2026

7:00am –	HSR Drivers' Meeting #2 – <i>In the Chalet in the Tower Paddock</i> <i>All drivers and co-drivers must attend drivers' meeting #1 or #2.</i>
8:10am – 8:30am	Historic Trophy <i>presented by WeatherTech (Groups 6/7)</i> Qualifying 1
8:35am – 8:55am	Vintage Cup <i>presented by SascoSports (Group 2)</i> Qualifying 1
9:00am – 9:20am	Mission GT Challenge <i>presented by Pirelli (Groups 9/10)</i> Qualifying 1
9:30am – 9:50am	Legacy Racers (Groups HSR Legacy Racers <b>(Groups 5/8/11)</b> ) Qualifying 1
9:55am – 10:15am	Vintage Cup <i>presented by SascoSports (Group 3)</i> Qualifying 1
10:20am – 10:40am	Grand Prix Classics <b>(Groups 4A/B)</b> Qualifying 1
10:50am – 11:10am	HSR NASCAR Classic <i>presented by Goodyear</i> Qualifying 1
11:15am – 11:35am	Grand Prix Classics <b>(Group 4C)</b> Qualifying 1
11:40am – 12:10pm	HSR Prototype Challenge <i>presented by Michelin</i> Practice 1
12:20pm – 12:40pm	Historic Trophy <i>presented by WeatherTech (Groups 6/7)</i> Qualifying 2
<b>12:40pm – 1:35pm</b>	<b>LUNCH/TRACK TOURING</b>
1:35pm – 1:55pm	Mission GT Challenge <i>presented by Pirelli (Groups 9/10)</i> Qualifying 2
2:00pm – 2:20pm	Vintage Cup <i>presented by SascoSports (Group 2)</i> Qualifying 2
2:25pm – 2:45pm	HSR NASCAR Classic <i>presented by Goodyear</i> Qualifying 2
2:55pm – 3:15pm	Vintage Cup <i>presented by SascoSports (Group 3)</i> Qualifying 2
3:20pm – 3:40pm	Legacy Racers <b>(Groups 5/8/11)</b> Qualifying 2
3:45pm – 4:05pm	Grand Prix Classics <b>(Groups 4A/B)</b> Qualifying 2

4:15pm – 4:45pm HSR Prototype Challenge *presented by Michelin* Qualifying 1  
 4:50pm – 5:10pm Grand Prix Classics (**Groups 4C**) Qualifying 2  
**5:20pm – 5:50pm SascoSports International/American Challenge presented by Hoosier Race A**  
**6:00pm – 7:00pm Mission GT Challenge presented by Pirelli Enduro**  
**7:20pm – HSR Family Reunion at The Mitty**  
 (Infield Paddock at the Mazda Motorsports Hospitality Trailer)

#### SATURDAY, APRIL 25, 2026

8:10am – 8:30am Mission GT Challenge *presented by Pirelli (Groups 9/10)* Qualifying 3  
 8:35am – 8:55am Grand Prix Classics (**Groups 4A/B**) Qualifying 3  
 9:00am – 9:20am HSR NASCAR Classic *presented by Goodyear* Qualifying 3  
 9:30am – 9:50am Grand Prix Classics (**Groups 4C**) Qualifying 3  
 9:55am – 10:15am Legacy Racers (**Groups 5/8/11**) Qualifying 3  
 10:20am – 10:40am Historic Trophy *presented by WeatherTech (Groups 6/7)* Qualifying 3  
 10:50am – 11:10am **Vintage Cup presented by SascoSports (Group 2) Qualifying 3**  
 11:15am – 11:35am **Vintage Cup presented by SascoSports (Group 3) Qualifying 3**  
 11:45am – 12:15pm HSR Prototype Challenge *presented by Michelin* Race 1  
 12:25pm – 12:45pm HSR NASCAR Classic *presented by Goodyear* Race 1  
**12:45pm – 2:00pm LUNCH/PARADE LAPS/FAN WALK**  
**2:00pm – 2:30pm MAZDA Spec Miata/MX-5 Feature Race**  
 2:40pm – 3:00pm Mission GT Challenge *presented by Pirelli (Groups 9/10)* Race 1  
 3:10pm – 3:30pm Historic Trophy *presented by WeatherTech (Groups 6/7)* Race 1  
 3:40pm – 4:00pm Grand Prix Classics (**Groups 4A/B**) Race 1  
 4:10pm – 4:30pm Legacy Racers (**Groups 5/8/11**) Race 1  
 4:40pm – 5:00pm Grand Prix Classics (**Groups 4C**) Race 1  
 5:10pm – 5:30pm Vintage Cup *presented by SascoSports (Group 2)* Race 1  
 5:40pm – 6:00pm Vintage Cup *presented by SascoSports (Group 3)* Race 1  
 6:10pm – 6:40pm HSR Prototype Challenge *presented by Michelin* Race 2  
**6:50pm – 7:50pm B.R.M Legacy Enduro (one 5-minutes pit stop required)**

#### SUNDAY, APRIL 26, 2026

8:10am – 8:30am Legacy Racers (**Groups 5/8/11**) Race 2  
 8:40am – 9:00am Vintage Cup *presented by SascoSports (Group 2)* Race 2  
 9:10am – 9:30am Vintage Cup *presented by SascoSports (Group 3)* Race 2  
 10:00am – 12:00pm **QUIET TIME/LUNCH – NO ENGINES/TRACK TOURING**  
 12:10pm – 12:40pm **SascoSports International/American Challenge presented by Hoosier Race B**  
 12:50pm – 1:10pm Historic Trophy *presented by WeatherTech (Groups 6/7)* Race 2  
 1:20pm – 1:40pm HSR NASCAR Classic *presented by Goodyear* Race 2  
**1:50pm – 2:50pm B.R.M Modern Enduro (one 5-minute pit stop required)**  
**3:00pm – 4:00pm HSR Prototype Challenge presented by Michelin Enduro**  
 4:10pm – 4:30pm Grand Prix Classics (**Groups 4A/B**) Race 2  
 4:40pm – 5:00pm Mission GT Challenge *presented by Pirelli (Groups 9/10)* Race 2  
 5:10pm – 5:30pm Grand Prix Classics (**Groups 4C**) Race 2  
 7:00pm – All vehicles must vacate the Infield and Paddocks.  
*Race rigs may be parked overnight in the field beside Registration Sunday evening.*

#### NOTES:

- Qualifying:
  - SascoSports International/American Challenge A – times from Qualifying 1
  - SascoSports International/American Challenge B – times from Qualifying 1, 2 & 3
  - Enduros
    - B.R.M Legacy Enduro – times from Qualifying 1, 2 & 3
    - B.R.M Modern Enduro – times from Qualifying 1, 2 & 3
    - Mission GT Challenge Enduro – times from Qualifying 1
    - HSR Prototype Challenge Enduro – times from Qualifying 1
- Mazda Spec Miata/MX5 Feature Race – times from Qualifying 1 & 2

- HSR Enduro Information (60 minutes) – Entry deadline for **ALL ENDUROS** is Friday, April 24 at noon. To enter login to your Merg account and select “Enter an Additional Event” from the “Entries” dropdown menu. Select the enduro for this event. **No entries to any Enduro will be accepted after the entry deadline.**

### IMPORTANT LINKS

Here are links to important documents and other information regarding this event:

[2026 Code and Regulations](#)

[B.R.M Chronographes Endurance Challenge Rules](#)

[2026 Standard Operating Procedures](#)

[HSR Prototype Challenge Rules](#)

[HSR Race Results](#)

[HSR Rental Transponder](#)

### SCHEDULE

The scheduled time for each run group is NOT the time to get to the grid! It is the time your group is leaving the grid. Bring your cars to the Pre-Grid Area 10 minutes BEFORE your session begins.

False Grids for both the Tower and the Infield side will be in use for Test Day and Qualifying sessions. All Race Sessions will leave from the Tower False Grid, except HSR NASCAR Classic. If you are paddocked in the Infield Paddock, you will be lining up at the pit lane gate closest to the walk over bridge. Details of this procedure will be addressed in the Drivers Meeting.

### STAGING AND LOAD-IN

Paddock Load-In will begin at 10:00am on Wednesday, April 22. We will be using both the Infield Paddock and the Tower Paddock. You may begin staging on Tuesday, April 21, at 10:00am. When you arrive prior to load-in time, Track Security will ask for your paddock preference (Tower Paddock or Infield Paddock), and you will be directed to the appropriate staging area based upon your stated preference. Please be respectful of your paddock neighbors. There are some power hook-ups available, these are all on a first-come basis. Power hook-ups in the Paddock are prioritized to working race teams. Those arriving before 10:00am on Tuesday, April 21, will be placed in the field beside the Registration building.

### PADDOCK REQUIREMENTS

Please follow this link ([Form to Submit Paddock Requirements](#)) and input your space requirements for the Paddock. This form will be closed after Late Fee Cutoff (04/10/2026). Information collected includes size of rig and awning/canopy, Prep Shop, other competitors you need to be near, etc.

### PADDOCK PARKING

**Paddock parking passes are limited to two (2) per car entered.** The driver is expected to assign the Paddock Parking passes allotted to his entry by notifying Registration via email in advance of the event. Consider your crew when deciding who is to receive Paddock Parking credentials. We expect both paddocks to be full and carpooling to be necessary. Please make your crew and/or guests aware of this restriction.

### TECH:

Tech Inspection will be set up in the Tower Paddock Tech Building. For those paddocked on the Infield Side, Tech will also be in the building in the middle of the Infield Paddock. Please report to the Tech location in your Paddock. You have all day Thursday to get through Tech. All cars must present their Group Sticker on the Grid beginning Friday morning.

The tech sheet for your entry will be with the tech teams in each Paddock. Your tech inspection must be completed to receive your Group Sticker(s). If you need to present your car for an annual tech inspection, please present your car with the car's logbook to the Tech Inspector. It is your responsibility to see that your car is prepared properly and safe to race.

### GOLF CART RENTALS:

Golf Cart Rentals are available through Custom Golf Carts of Braselton. Contact them at: (678) 447-1475.

### PIT CART VEHICLES:

Each Pit Cart must display a decal to access either Paddock. These decals may be obtained at Registration after executing the specific waiver. Pit Carts are defined as a motorized vehicle, not registered or licensed for street use, that is used to transport personnel and items in and around the Paddock. Pit Cart vehicles may be golf carts, tuggers, side-by-sides or other vehicles.

### TEST DAY:

There will be two (2) Mandatory Test Day Drivers' Meetings. Each Test Day Participant is required to attend one (1) of the two (2) meetings. The Meetings will be on Wednesday, April 22 and Thursday, April 23. See the schedule for specific times. Both meetings will be in the Chalet in the Tower Paddock. If you wish to sign up for the Test Day Thursday morning, please see Lyn Hodges Watts at Registration.

### DRIVERS' MEETINGS:

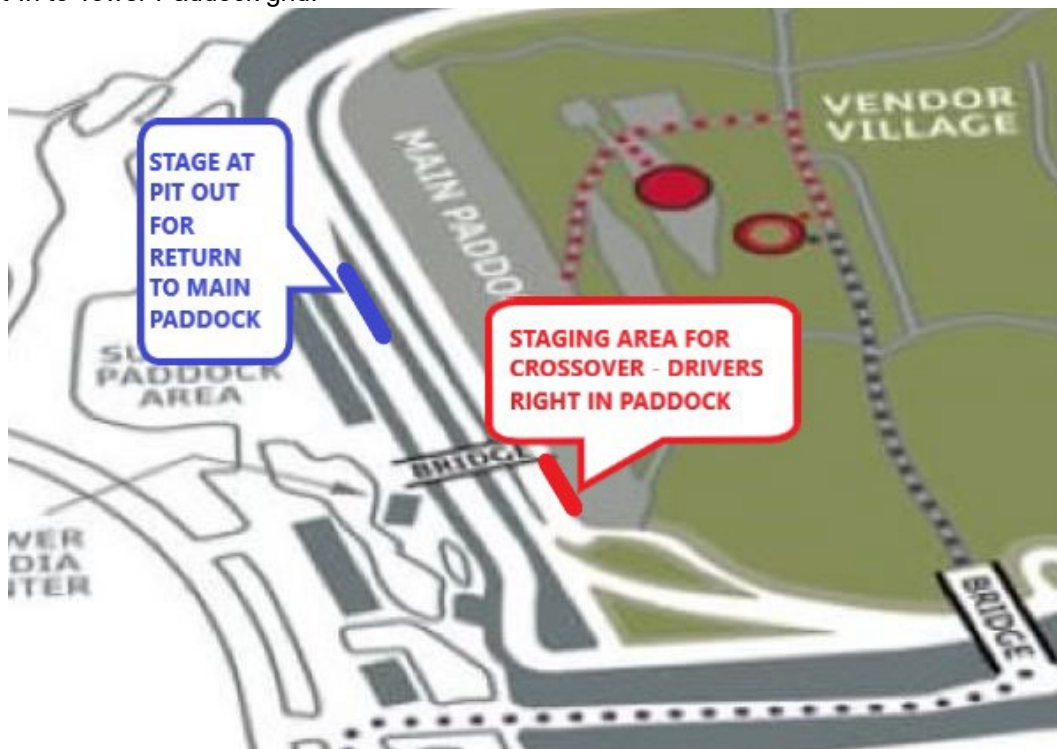
All Competitors must attend one (1) of the two (2) Drivers' Meetings. See the schedule for meeting times. All Drivers' meetings will be held in the Chalet overlooking Pit Lane in the Tower Paddock. Attendance at one of the two meetings is mandatory for all Drivers and Co-Drivers. You will receive your helmet sticker at these meetings. If you miss the meetings, you must see Dorsey Schroeder for a review of information provided at the meeting and to receive helmet sticker.

### GRIDDING PROCEDURES:

**Practice and Qualifying** – All practice and qualifying sessions will be gridded and released sequentially from both Infield and Tower paddocks. At the discretion of the Chief of Grid, one side of the grid will be released first for the morning sessions, and the alternate side will be released first for the afternoon sessions.

**Gridding for Races** – All races will be pre-gridded on the Tower Paddock grid, except for HSR NASCAR Classic. HSR NASCAR Classic will grid on the Infield Paddock side of the track. The pre-grid for HSR NASCAR Classic is on pit lane at pit out.

**Directions to the Grid** – If you are paddocked in the Infield Paddock, you have two (2) choices for gridding for your race. You may drive up and around the perimeter road to the Tower paddock, or you may stage at the paddock gate in the Infield Paddock that is closest to the Tower and Pit-In. Line up next to the fence (driver's right) facing Pit-In (north). You will be directed by a marshal to go counter race from Pit-In, straight across the track and down Tower Paddock Pit-In to Tower Paddock grid.



### TRANSPONDER RENTALS:

Transponders are now rented through Timing & Scoring. Use this link: [HSR Rental Transponder](#) to access the Al Kamel storefront. You will be able to add a rental transponder to your cart and pay upon checkout. "HSR" must be entered as the Series and primary driver's name must be entered where indicated. Transponder will be picked up from Timing & Scoring (fourth floor of the Tower) AFTER this transaction is complete. Transponders must be returned to a Timing & Scoring staff member or to a HSR staff member at Tech. Please DO NOT simply set the transponder on a table ... it needs to be handed to a Timing staff member or Tech Staff member.

### LANIER TECHNICAL COLLEGE

HSR is once again hosting students from nearby Lanier Technical College. These students are enrolled in their automotive program and would love to become a member of your team for this event. There is no cost to you ... HSR provides the crew credentials to students. See the attached flyer for additional information. Let's welcome these students to our wonderful vintage racing family.

### ENDURO PIT LANE DELTA:

There is a time delta between Infield Pit and Tower Pit that was determined by the late Jim Pace on track in a race car.

Competitors that choose to pit on the Infield paddock side are required to perform a 5-minute 7-second pit stop from loop to loop as designated by Signs/Cones. Pit stops must be initiated by the 40-minute mark regardless of location.

### FUEL SERVICE:

Sunoco Fuels will be on site to service your fuel needs with fuel trucks in both paddocks. See hours on page one of this document. Sunoco fuels will have fuel trucks in both paddocks.

HSR Prototype Challenge Competitors may order drums of fuel in advance of the event by utilizing this online form: [Fuel Drum Order Form](#). Online orders must be placed by April 16, 2026.

### FACILITY

#### **Name/Location:**

Michelin Raceway Road Atlanta  
5300 Winder Highway  
Braselton, GA 30517

**Length of Racetrack:** 2.54 miles.

### TIRES:

SascoSports will be providing tire service for the event. Please contact them ASAP for all your tire needs. Their contact information is: Office (877) 377-7811 or (434) 822-7200 or email [sheila@sascosports.com](mailto:sheila@sascosports.com).



Sasco will be in the Tower Paddock.

Any questions or concerns regarding tire selection should be directed to Jack Woehrle, [jwoehrle@hsrrace.com](mailto:jwoehrle@hsrrace.com). If you have any questions regarding tire availability, please contact our Tire Provider Partner:

### WASTE DISPOSAL:

There is waste oil or spent oil filter disposal along the hill in the center of the Infield Paddock and next to the Tech Shed in the Tower Paddock. Do not leave items (oil cans, tires, etc.) behind in your pit or in your paddock space.

## PIT-TO-CAR RADIOS

Pit-to-Car Radios are allowed. Our Communications Sponsor, Speedcom Communications, will have a limited number of both digital and analog radios available for rent. Please see Jack Ivester at the Speedcom trailer.

Helmet wiring, ear plugs and/or adapters will have to be purchased if you do not have them. These parts cannot be rented as they are permanently installed in the helmets.

**Race Control should be monitored on frequency 461.0875.**

## HSR FAMILY REUNION

Join HSR Staff on Friday evening as we gather in celebration of our HSR family and vintage racing. All participants are welcome. The Family Reunion will be held at the **Infield Paddock at the Mazda Motorsports Hospitality Trailer** at 7:20pm on Friday, April 24<sup>th</sup>. Bid on the opportunity to put a pie in the face of a HSR staffer ... all to support Vintage Racers for Rescues.

## PODIUMS:

All podiums will be held in the Tower Paddock, except for HSR NASCAR Classic whose races will be celebrated in the Infield Paddock.

## PARTNERSHIP LOGOS:

The following Groups have specific requirements for the display of HSR Partner logos: Required decals and patches are available at Tech (vector files are available upon request).

- HSR Prototype Challenge *presented by Michelin* ([Overview](#))
  - Michelin decals are required to be placed on the car in the following locations (front, side and rear logos are required):
    - Front: One (1) 40-inch logo or two (2) 20-inch logos
    - Both Sides: One (1) 20-inch logo or one (1) 9-inch Michelin Man decal
    - Rear: Two (2) 20-inch logos or two (2) 9-inch Michelin Man decals
- Mission GT Challenge *presented by Pirelli* ([Overview](#) / [Pirelli Announcement](#))
  - Mission Foods logos are required to be placed on the car and driver suit in the following locations:
    - Driver: One (1) Mission Foods patch on either arm (upper) or either side chest.
    - Car: One (1) Mission Foods decal on each side of car.
  - Pirelli logos are required to be placed on the car and driver suit in the following locations:
    - Driver – One (1) Pirelli patch on the left arm of the driver's suit.
    - Car: One (1) Pirelli decal is required on each corner of the car.
  - These two (2) requirements are for Mission GT Sprint Races and Mission GT Enduro.
- Classic Endurance Championship *presented by Mission Foods* (for HSR Classic events)
  - Mission Foods logos are required to be placed on the car and driver suit in the following locations.
    - Car: One (1) Mission Foods decal on each side of car.
    - Driver: One (1) Mission Foods patch on either arm (upper) or either side chest.
    - This requirement is for Classic Endurance Championship events.
-

**VINTAGE RACERS FOR RESCUES:**

As the Official Charity of HSR, Vintage Racers for Rescues returns to the Paddock for The Mitty. Also returning is the always-favorite Silent Auction. More information to follow ...



**Over 2,000 dogs & cats saved since 2019 – help us save more!**  
[VintageRacersForRescues.com](http://VintageRacersForRescues.com)

**SILENT AUCTION**  
**THE MITTY 4/23-26**  
*Buy It Now & auction items will be on display in our tent located by the Sasco trucks (outside Turn 1) – bid online!*

- Racing Memorabilia
- Art and Jewelry
- Racing Tires
- Model Cars
- Gift Baskets
- Books
- Dog & Cat Goodies
- Home Goods
- And so much more!

**Have an item to donate?**  
 Email: [Robyn@VintageRacersForRescues.com](mailto:Robyn@VintageRacersForRescues.com)

**REGISTER TO BID AND PREVIEW ITEMS**



**OFFICIAL CHARITY OF HSR**  
HISTORIC SPORTSCAR RACING  
 VINTAGE RACERS FOR RESCUES 501(C)(3), EIN #83-2750155

## ADOPT-A-MOTORSPORTS-STUDENT – LANIER TECHNICAL COLLEGE:

Help HSR support this program by adopting a student for the event. There is no cost to you, HSR will provide a single event crew credential to the student. Share your knowledge and love of vintage racing with them. If we don't bring in the younger generation, this sport we love will perish. Contact John Leverett at [jleverett@laniertech.edu](mailto:jleverett@laniertech.edu).



**LANIER** Technical College  
MOTORSPORTS VEHICLE TECHNOLOGY

## Adopt a Motorsports Student for the Weekend!

Lanier Technical College's Motorsports Vehicle Technology (MVT) Program is 2-year Associates Degree program training students to be Racecar Mechanics and Fabricators.

This is a great opportunity to take on a student or two and share your knowledge and help train the next generation. There are no costs, though they do appreciate being fed!

Contact John: [JLeverett@Laniertech.edu](mailto:JLeverett@Laniertech.edu) to reserve your student helpers!



The students come with varied levels of experience (some have already worked on IMSA teams, others are newbies in their 1st semester) so let us know if you need a specific skill set.

### Student coursework includes:

- Racecar Prep. and Testing
- Motorsport Welding and Fab.
- Motorsports Composites
- Motorsports Electrical systems
- Engine, Trans & Rear End Bldg.
- Machine Tool Operations and much, much more!

## HSR RUN GROUP OVERVIEW



Encompasses Group 2 and Group 3  
Vintage and Historic Production Cars  
and Sports Racers thru ~ 1985



Encompasses Group 4  
Vintage and Historic Open-Wheel  
Formula cars



Encompasses Group 5, Group 8 and  
Group 11.  
Historic Production / Classic Big Bore  
Cars and Sports Racers / Early  
Modern GT3 / TCR



Encompasses Group 6 and Group 7  
Historic Prototypes/Sports Racers up  
to Modern Sports Racers.



Encompasses Group 9 and Group 10  
Early Modern Era of GT1, GT2, GT3,  
GT4, 2000s and 2020s



Early Modern Prototypes from the  
2000s to the 2020s




Historic and Early Modern NASCAR /  
Oval Stock Cars and Trucks



Recreating four (4) iconic IMSA  
Endurance races with Vintage, Historic  
and Early Modern Prototypes, Sports  
Racers and GT/Production Cars



# Racing Flags



## Green Flag

Signals a clear course and indicates the immediate start or restart of a race.



## Yellow Flag

**STANDING:** A situation exists that warrants your attention and caution. NO PASSING until you have proceeded to a station where the yellow flag is no longer being displayed.

**WAVING:** A hazardous situation exists that warrants your attention and extreme caution. SLOW DOWN AND NO PASSING. You will probably have to deviate from and modify your driving line.

**DOUBLE:** When you see a station displaying two yellow flags. A FULL COURSE YELLOW exists. NO PASSING, a pace car may be used.



## Black Flag

**OPEN:** Displayed at all corners means THE SESSION HAS STOPPED. All cars shall proceed cautiously to the pits. Stop Racing. An "ALL" sign will be displayed at the starter's stand and Black Flag Station. The Black Flag Station is located at Turn 6.

**CLOSED (Furled):** Warning when pointed at a participant from the starters stand.




## Red Flag

**EXTREME DANGER – THE SESSION HAS BEEN STOPPED.** Be aware of surroundings, slow down, pull to the side of the track and STOP in view of a corner station. Possible track blockage. No Passing. Give way to any safety vehicles on track. Cars entering pit lane are to proceed in race order to Black Flag Marshall for direction. The Red Flag will either be followed by a Black Flag All or the Safety Car will be deployed under Full Course Caution.



## White Flag

Open, displayed at all corners and start, at the beginning of practice sessions. Passing allowed, you may encounter slower cars. Do not weave to warm tires.




## Blue w/ Yellow Stripe Flag

Check your mirrors. Hold the line, another competitor is following closely or is trying to overtake.




## Yellow w/ Red Stripes Flag

Signals debris on race surface which could include parts from a car or a slippery race surface. Exercise caution.



## Black w/ Orange Ball Flag

Do not take another lap. Something is wrong with a participant's car. Flag is shown beside board with involved car's number. That car must proceed to pits.



## Checkered Flag

The race or session is finished. Stop racing, cool your car down and return to the pits at the next opportunity.